

RR ELECTRICAL Middle East FZC

Member - Ram Ratna Group

Regd. Off : Q4 - 016, Saif zone, P. O. Box: 8325, Sharjah, United Arab Emirates

T: +9716 - 5529 747 • F: +9716 - 5529 537

E: rrelectrical@ramratna.net • www.ramratna.net



Ram Ratna House, Oasis Complex, P. B. Marg, Worli, Mumbai - 400 013. India.


T: +91-22-2494 9009 / 2492 4144 • F: +91-22-2493 0203

E: info@ramratna.com

CC/RRF/EX/24PG/1112

RR✓ | FANS

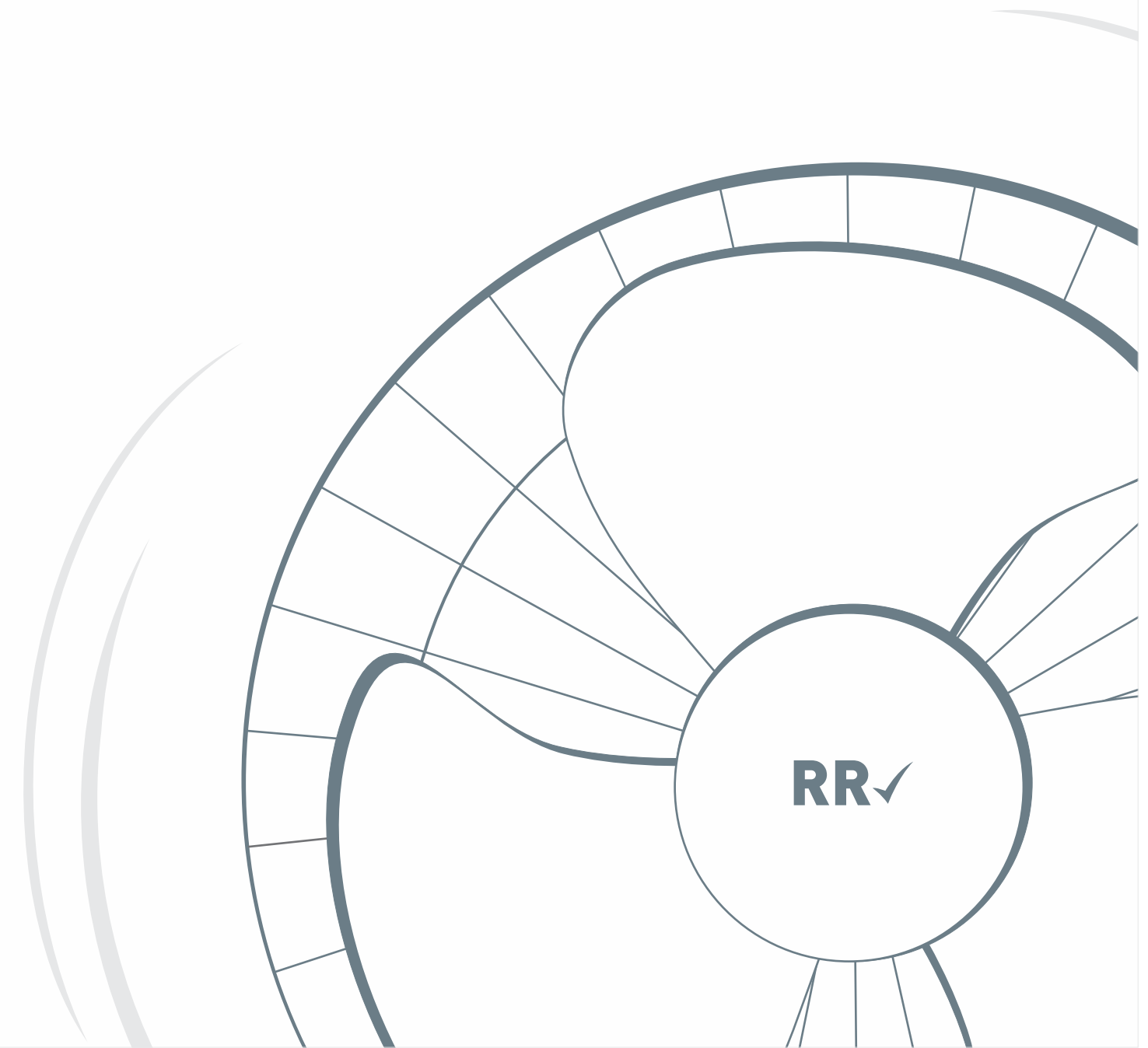
Domestic & Industrial Fans

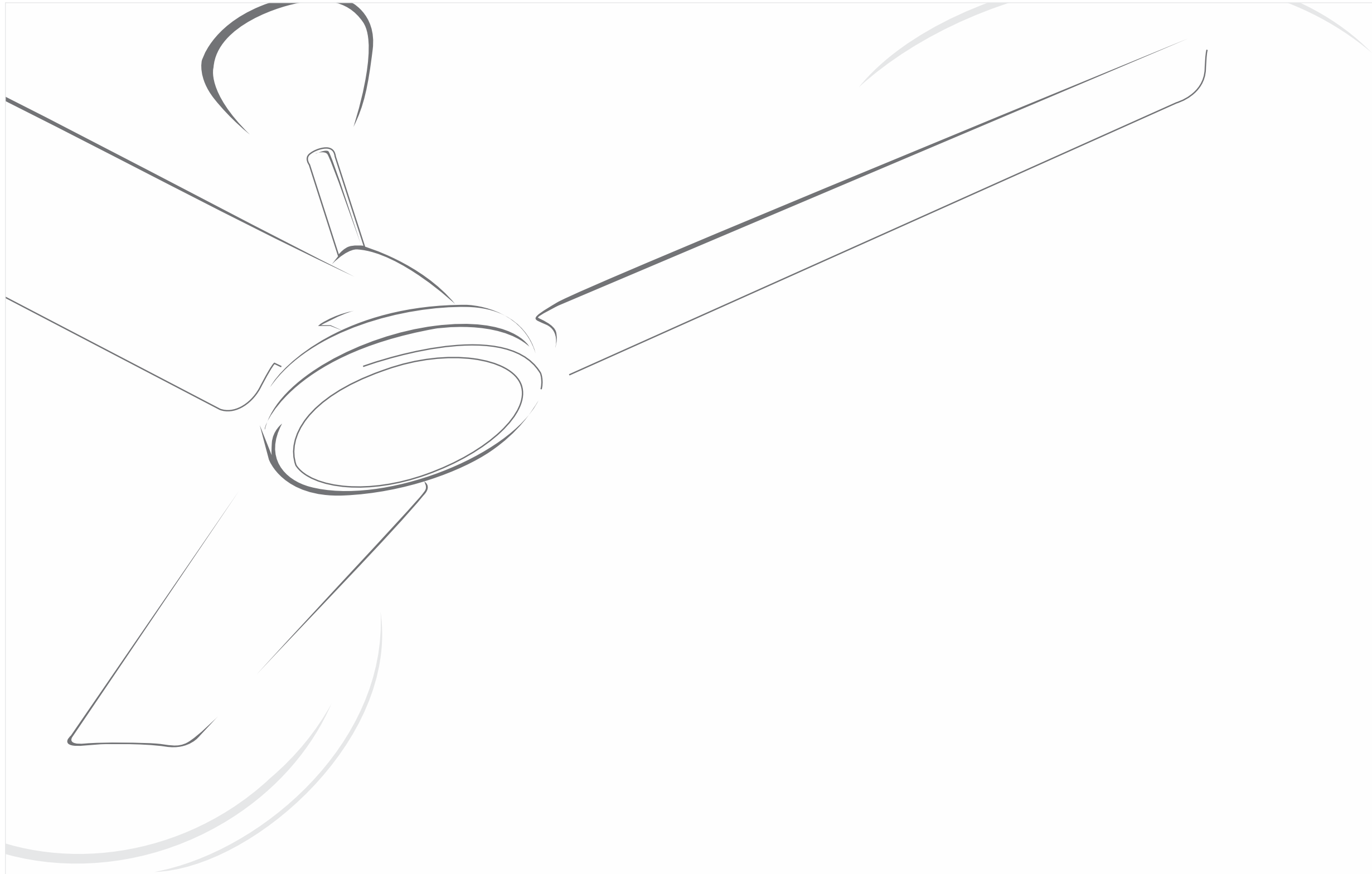


ABOUT US


At Ram Ratna Group, we believe in one simple fundamental. Simpler ideas for a better living. Every effort has been made to make life a little easier for the customer. Research has been commissioned, technology deployed and innovations made, to develop products that are safer, more reliable and easier to use. It is this philosophy that has made us a leading player in diverse fields such as electricals, infrastructure, dyes and chemicals, and a trusted name not just in india but in 73 countries across the globe.

We offer a comprehensive range of fans - both domestic and industrial. On offer are sleek designs, features that compare with the best, reasonable prices and of course the safety and reliability that have been the hallmark of Ram Ratna Group over the years. Our range encompasses the entire spectrum from ceiling, wall and table fans to pedestal and exhaust fans. It's our way of making life just a little more comfortable for our customers.





DOMESTIC FANS



FEATURES


- Designed to suit your interiors.
- Aluminium pressure die cast motor body.
- Precisely balanced aerodynamically designed strong aluminum blades.
- Double ball bearing facilitates silent and long term performance.
- Suitable for low voltage operation.
- Shaft protected with additional safety wire.

RANGE OF COLOURS AVAILABLE



CAT. NO.	SWEEP (MM)	POWER INPUT	RPM	CMM
RRCF - 56VAY	1400	75	290	235
RRCF - 56VAY P	1400	75	290	235





SUPERSTAR CEILING FANS

FEATURES

- Elegant Design.
 - Aluminium pressure die cast motor body with high speed motor.
 - Precisely balanced aerodynamically designed blades.
 - Double ball bearing facilitates silent and long term performance.
 - Aluminium blades to avoid rusting of body & blades.
-

CAT. NO.	SWEEP (MM)	POWER INPUT	RPM	CMM
RRCF - 56SUP	1400	78	285	230




MARVEL CEILING FANS

FEATURES

- Designed to suit your interiors.
- Aluminium pressure die cast motor body.
- Precisely balanced aerodynamically designed strong MS blades.
- Double ball bearing facilitates silent and long term performance.
- Shaft protected with additional safety wire.

CAT. NO.	SWEEP (MM)	POWER INPUT	RPM	CMM
RRCF - 56 MAV	1400	78	230	235



FLOMAX CEILING FANS

FEATURES

- Designed to suit your interiors.
- Aluminium pressure die cast motor body.
- Precisely balanced aerodynamically designed strong MS blades.
- Double ball bearing facilitates silent and long term performance.
- Shaft protected with additional safety wire.

CAT. NO.	SWEEP (MM)	POWER INPUT	RPM	CMM
RRCF - 56 FLO	1400	78	285	235



OXYBREEZ VENTILATION FANS

FEATURES

- High quality material like ABS and PP is used.
- Automatic operation of louvers ensures bird protection.
- Aesthetic design.
- Lower power consumption.

CAT. NO.	DESCRIPTION	POWER INPUT	RPM	CMM
RRM15 - R	6" Round Exhaust Fan 220-240V 50Hz	20	2000	4
RRM20 - R	8" Round Exhaust Fan 220-240V 50Hz	30	1800	6.4



CAT. NO.	DESCRIPTION	POWER INPUT	RPM	CMM
RR15 - SM	6" Square Exhaust Fan 220-240V 50Hz	25	1850	4.5
RR20 - SM	8" Square Exhaust Fan 220-240V 50Hz	30	1300	7.38
RR25 - SM	10" Square Exhaust Fan 220-240V 50Hz	40	1300	11.4
RR30 - SM	12" Square Exhaust Fan 220-240V 50Hz	45	1300	16.4



CAT. NO.	DESCRIPTION	POWER INPUT	RPM	CMM
RRCM - 20D	8" Ceiling Mounted Exhaust Fan 220-240V 50Hz	20	1200	1.67
RRCM - 25D	10" Ceiling Mounted Exhaust Fan 220-240V 50Hz	35	1200	3.64





FEATURES

- Innovative modern design.
- Also available in steel finish to suit your interiors.
- High quality material is used.
- Silent performance.
- Lower power consumption.



CAT. NO.	SWEEP (MM)	POWER INPUT	RPM	CMM
RR-OXYFLO10 SS	4" Exhaust Fan Silver Color, 220-240V 50Hz	15	2450	14
RR-OXYFLO15 SS	6" Exhaust Fan Silver Color, 220-240V 50Hz	25	2000	27.5



Tiarä



PEDESTAL FANS

FEATURES

- Smooth oscillation covering wider area.
- Heavy base for stability.
- Strong motor for better air delivery.

CAT. NO.	DESCRIPTION
RR - PD010	16" Pedestal Fan, 220 - 240V 50Hz 56W, 3 Speed Adjustable Height
RR - PD010IR	16" Pedestal Fan with remote, 220 - 240V 50Hz 56W, 3 Speed Adjustable Height


Tiarä

TABLE FANS

FEATURES

- Smooth oscillation covering wider area.
- Heavy base for Sturdy looks.
- Aerodynamically designed balanced blades.
- Powerful motor for higher air delivery.

CAT. NO.	DESCRIPTION
RR - TF011	16" Table Fan, 220 - 240V 50Hz 56W, 3 Speed.




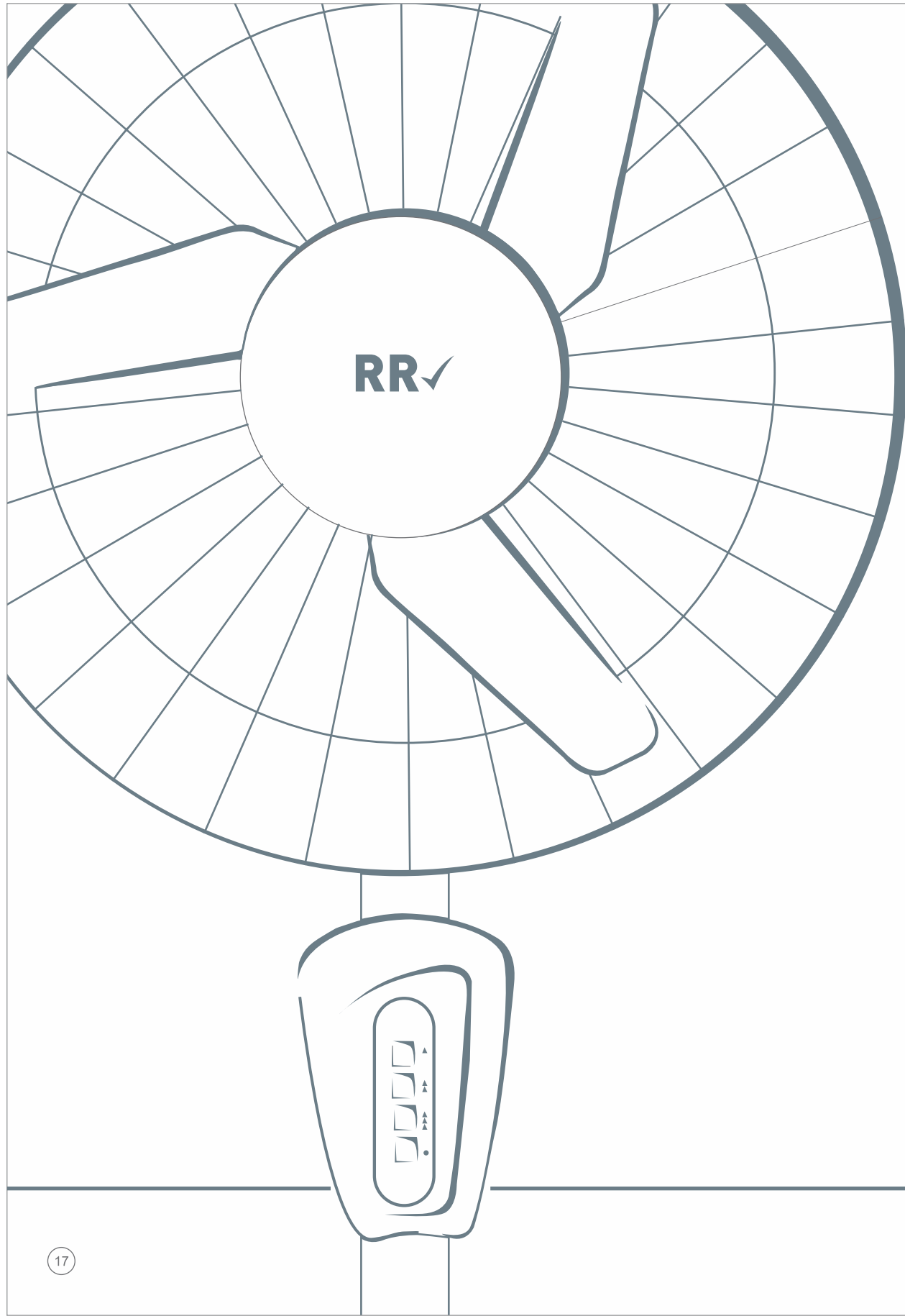
WALL MOUNT FANS

FEATURES

- Smooth oscillation covering wider area.
- Aerodynamically designed balanced blades.
- High speed motor for high performance.

CAT. NO.	DESCRIPTION
RR - WF012	16" Wall fan, 220-240V 50Hz 60W, 3 Speed, Soft Touch Tilting Angle Adjustable with metal blades.
RR - WF012IR	16" Wall fan, 220-240V 50Hz, with Remote 60W, 3 Speed, Soft touch Tilting Angle Adjustable with metal blades.





INDUSTRIAL FANS

INDUSTRIAL FANS



AIR CIRCULATOR PEDESTAL FANS

FEATURES

- Heavier base to ensure absolute stability
- Oscillation to 85° to cater to wider area
- Lower power consumption

CAT. NO.	SWEEP (MM)	POWER INPUT	RPM	CMM
RRAC - PD450	450	100	1400	8000
RRAC - PD600	600	200	1400	15000
RRAC - PD750	750	250	1400	23000

EXHAUST FANS

FEATURES

- Heavy duty, completely enclosed, energy efficient double ball bearing induction motors.
- Metal frame with rubber mounting for silent operations.
- Dust resistant motor ensures longer life.
- Wider range of sweeps / sizes available.
- Available in single phase or three phase AC supply.
- Long lasting epoxy powder coating.



HEAVY DUTY EXHAUST FANS

CAT. NO.	SWEEP (MM)	POWER INPUT	RPM	CMM
RR - HDEX300	300	90	1400	2000
RR - HDEX380	380	150	1400	4000
RR - HDEX450	450	320	1400	6200
RR - HDEX600	600	480	950	10400
RR - HDEX450-3P	450	320	1400	6200
RR - HDEX600-3P	600	480	950	10400

LIGHT DUTY EXHAUST FANS

CAT. NO.	SWEEP (MM)	POWER INPUT	RPM	CMM
RR - LDEX225	225	45	1400	750
RR - LDEX300	300	70	1400	1600

AIR CIRCULATOR WALL MOUNT FANS

CAT. NO.	SWEEP (MM)	POWER INPUT	RPM	CMM
RRAC - WF450	450	100	1400	8000
RRAC - WF600	600	200	1400	15000
RRAC - WF750	750	320	1430	23000

